

1.6L Vauxhall Connections for the SBD dry sump system

Pressure supply
through oil filter then
to engine

Return to top of dry
sump oil tank

NOTES

1. Oil pressure should be set to 65 psi when engine is hot and RPM is at 2000
2. Use straight couplings where possible or if swept couplings are needed only use swept ones.
3. Supply from tank & return to tank should be JIC-12 or 3/4" BSP
4. Pressure to engine JIC -10 or 5/8" BSP
5. Scavenge pipes are push on 5/8" I/D

Scavenge from
engine sump
pan

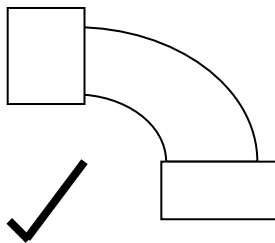
Lock
nut

Pressure relief valve
See note 1

Supply from
bottom of dry
sump oil tank

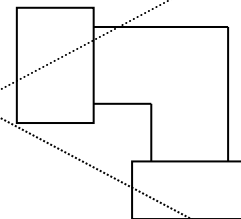
Swept coupling

Only use this
Type of coupling
On oil systems

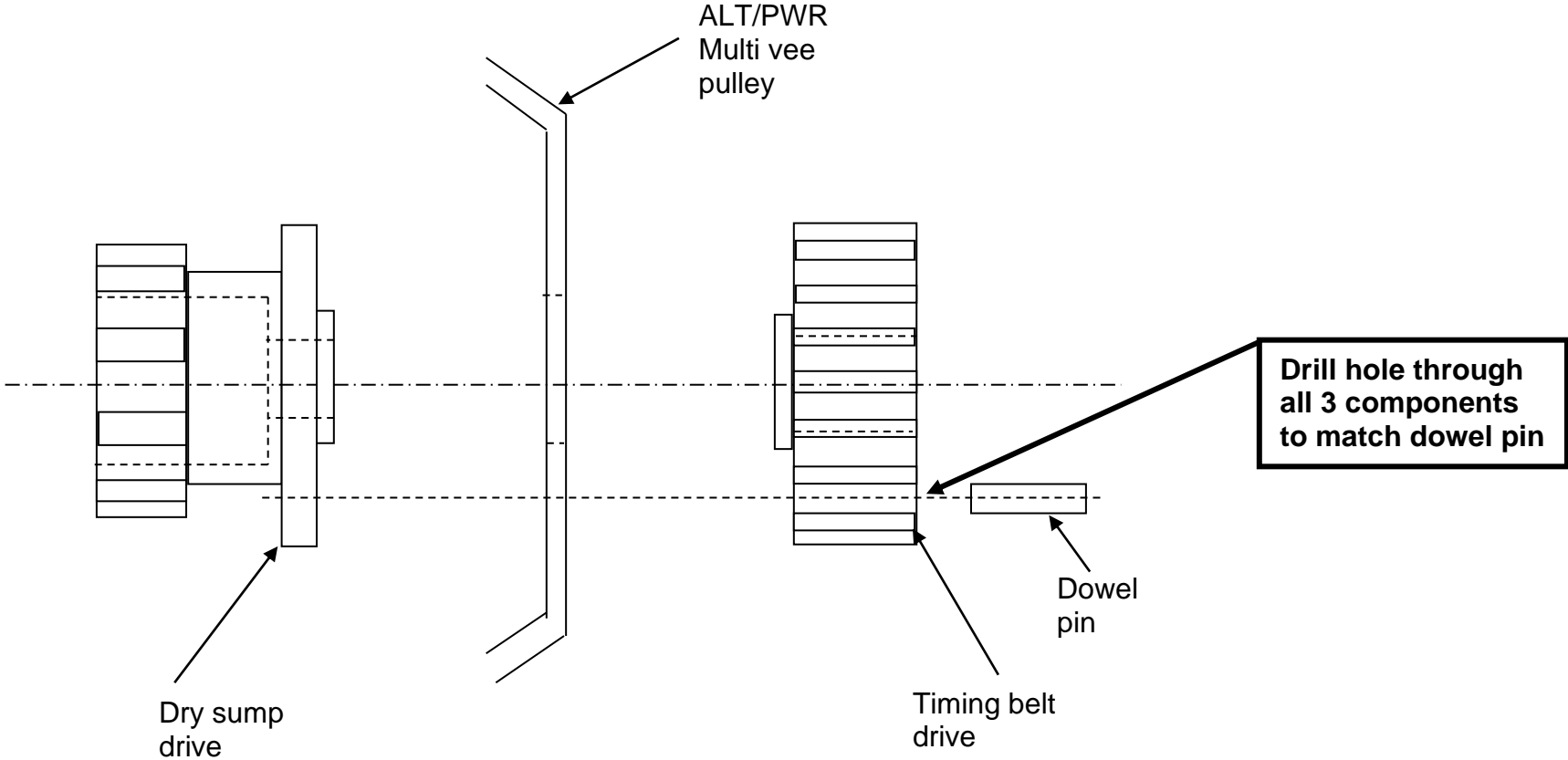


Forged coupling

DO NOT use this
Type of coupling
On oil systems





Drilling of dowel pin in front drive pulley 1.6L



Free technical support is available on our website. If you require personalised technical support training, this is available at a chargeable rate.

SBD Motorsport Ltd
Unit 15, Red Lion Business Park, Red Lion Road, Surbiton, KT6 7QD
Tel:0208 391 0121
Website: www.sbdmotorsport.co.uk

 SBDMotorsport
 sbdmotorsport