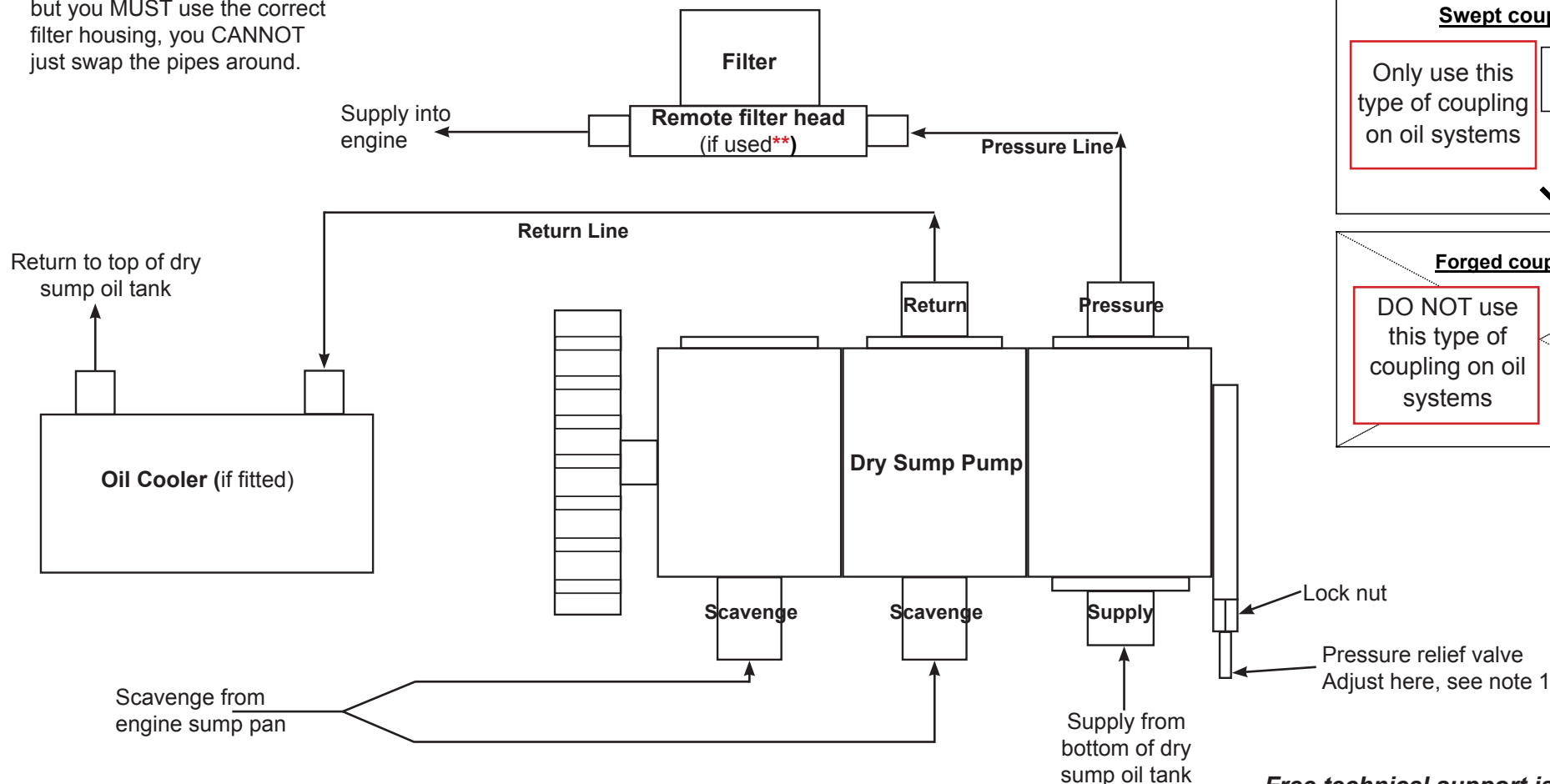


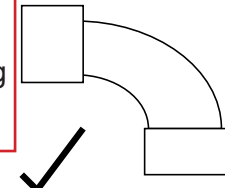
## 2.0L XE SBD Dry Sump System Connections

**\*\*Remote filter head can be Right to Left or Left to Right, but you MUST use the correct filter housing, you CANNOT just swap the pipes around.**



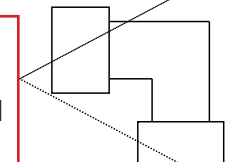
### Swept coupling

Only use this type of coupling on oil systems



### Forged coupling

DO NOT use this type of coupling on oil systems



### NOTES

1. Oil pressure should be set to 65 psi when engine is hot and RPM is at 2000
2. Use straight couplings where possible or if swept couplings are needed, only use swept ones NOT forged ones.
3. Supply to pump from oil tank & return to oil tank should be JIC-12
4. Pressure to engine JIC -10
5. Scavenge pipes are push on 3/4" I/D

**Free technical support is available on our website. If you require personalised technical support training, this is available at a chargeable rate.**

SBD Motorsport Ltd  
Unit 15, Red Lion Business Park, Red Lion Road,  
Surbiton, Surrey. KT6 7QD  
Tel: 020 8391 0121  
Website: [www.sbdmotorsport.co.uk](http://www.sbdmotorsport.co.uk)

