



1.6L Vauxhall fitting of SBD alternator brackets for ALT-WOSP-050-01 alternator



Tighten the bolt on the engine end of the bracket.



Put the bolt on alternator end, this should be started at a slight angle so tension is applied (picture above), once it is tightened up it will become straight, check the belt tension adjusting the rod end a flat at a time until the tension is correct*, once correct tighten the locknut.



*To check the tension on the belt:

Put a socket on the end of alternator, if you can turn the socket and it slips and doesn't turn the engine, then it is too slack. Once you can turn the socket and it attempts to turn the engine, it is tight enough (tight enough means that it just doesn't slip).

If you overtighten the belt, you can cause premature wear on the alternator bearings & belt.





Cap Head
M10x55 bolts

8mm Spacer

Hex Head
M10x100 bolt

Free technical support is available on our website. If you require additional support and training, this is available at a chargeable rate

SBD Motorsport Ltd
Unit 15, Red Lion Business Park, Red Lion Road, Surbiton, Surrey. KT6 7QD
Tel: 020 8391 0121
Website: www.sbdmotorsport.co.uk

 SBDMotorsport
 sbdmotorsport