






## WT-DURA-4K Fitting Instructions



Using a hack saw, trim the back of the cylinder head as shown left and below to enable the WT-DURA-4K to fit flush to the edge




Bolt the water rail on to the cylinder head as shown below, ensuring the o-ring inside is in place






The bleed fitting can be fitted to either of the 2 holes on the top of the water rail.

The blanking plugs can then be used in the bottom hole and unused top one.



Shown with the push on bleed fitting included in the kit.



Shown with a stainless steel swivel bleed fitting (available separately).

Please note that the coolant temperature sensor **WTS-1** shown in the above photographs is not included in the kit, but is available separately.

***Please be aware that Technical Support involving our Technicians is chargeable***

SBD Motorsport Ltd  
Unit 15, Red Lion Business Park, Red Lion Road, Surbiton, Surrey. KT6 7QD  
Tel: 020 8391 0121  
Website: [www.sbdmotorsport.co.uk](http://www.sbdmotorsport.co.uk)

 SBDMotorsport

 sbdevelopments